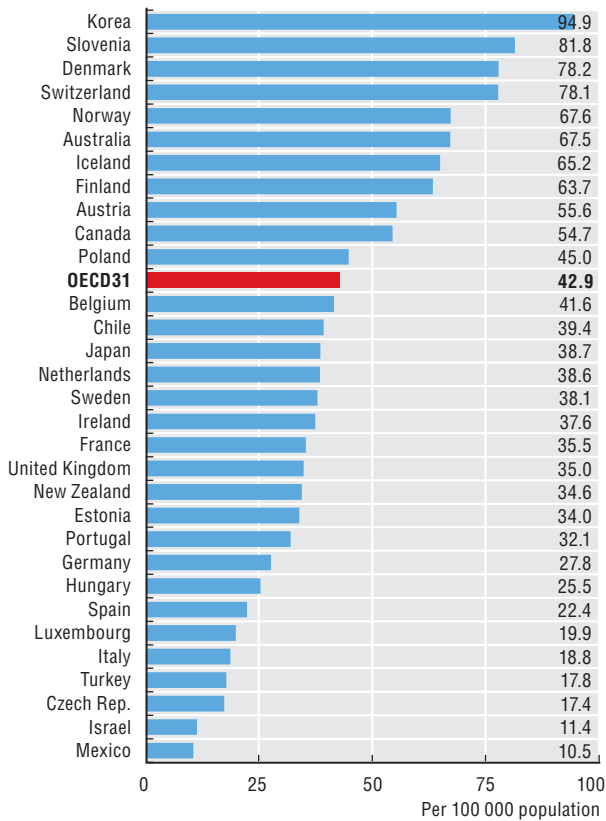
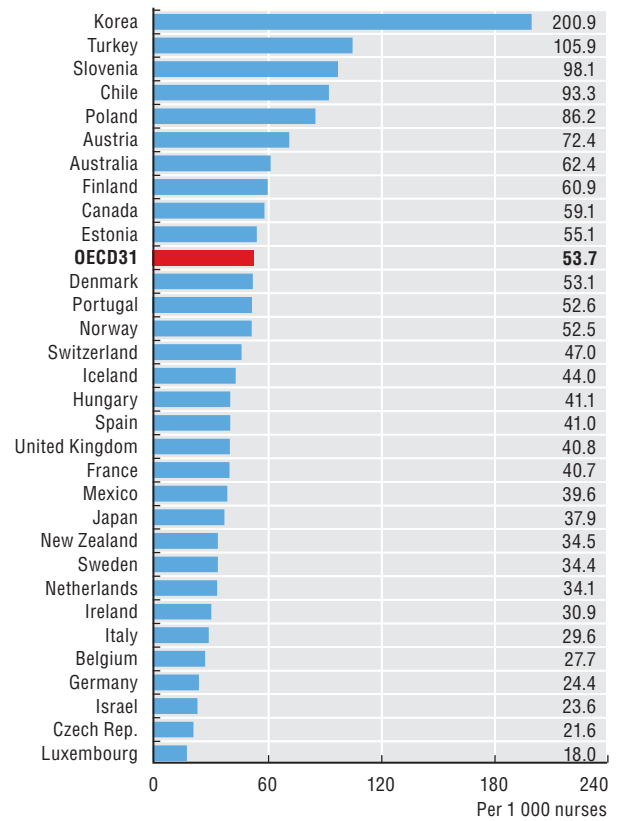


3.8.1. Nursing graduates per 100 000 population, 2011 (or nearest year)



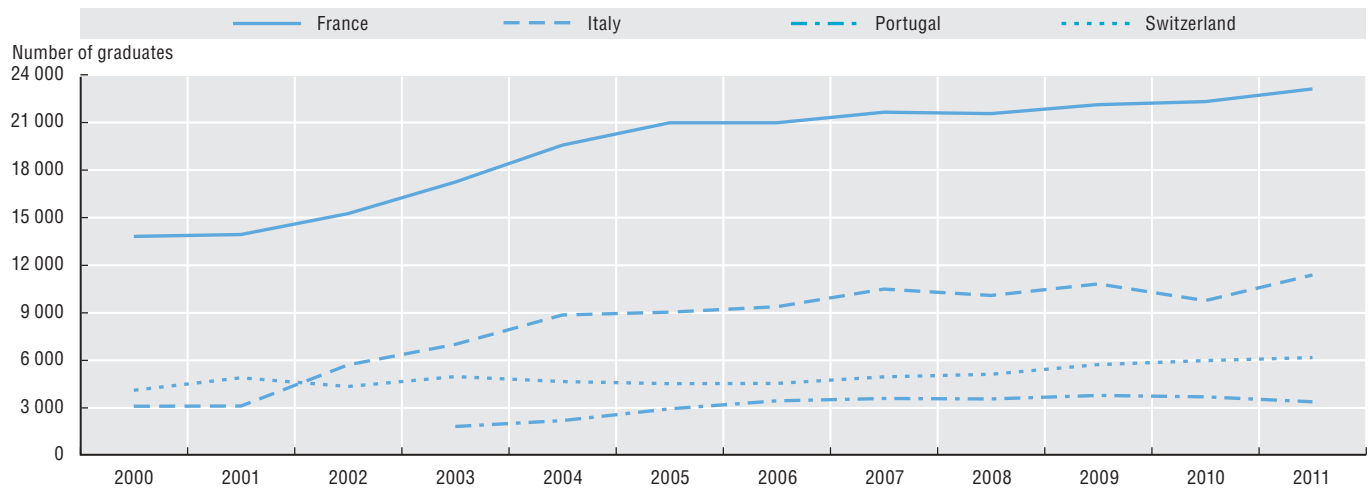
Source: OECD Health Statistics 2013, <http://dx.doi.org/10.1787/health-data-en>.
StatLink <http://dx.doi.org/10.1787/888932917104>

3.8.2. Nursing graduates per 1 000 nurses, 2011 (or nearest year)



Source: OECD Health Statistics 2013, <http://dx.doi.org/10.1787/health-data-en>.
StatLink <http://dx.doi.org/10.1787/888932917123>

3.8.3. Evolution in the number of nursing graduates, selected OECD countries, 2000 to 2011 (or nearest year)



Source: OECD Health Statistics 2013, <http://dx.doi.org/10.1787/health-data-en>.

StatLink <http://dx.doi.org/10.1787/888932917142>