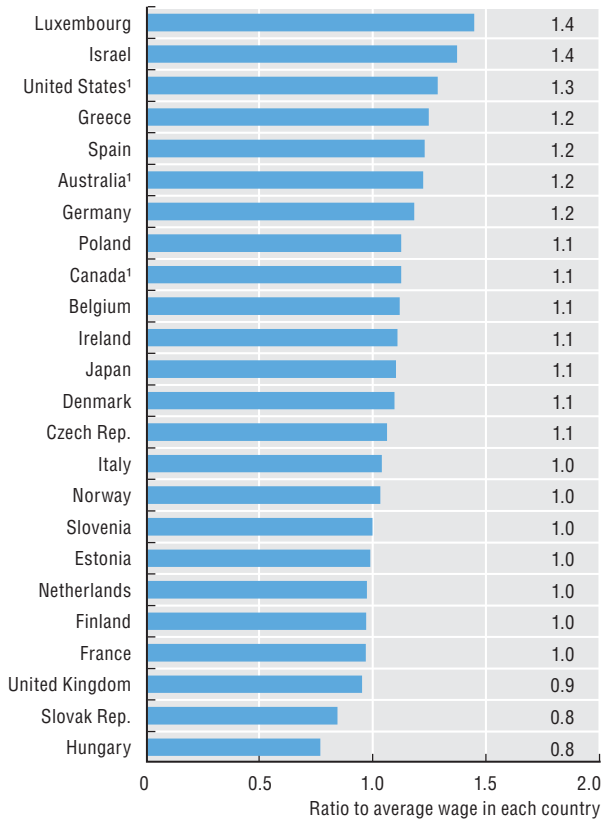
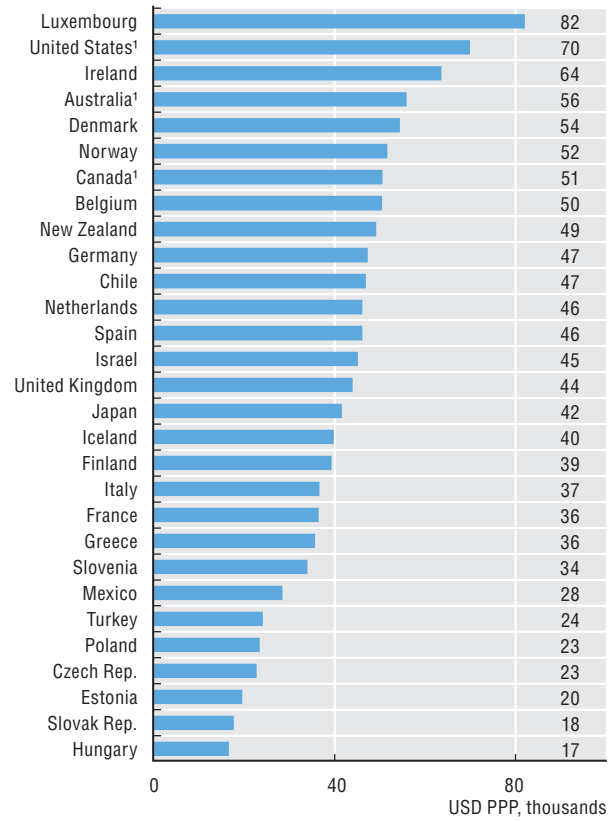


3.9.1. Remuneration of hospital nurses, ratio to average wage, 2011 (or nearest year)



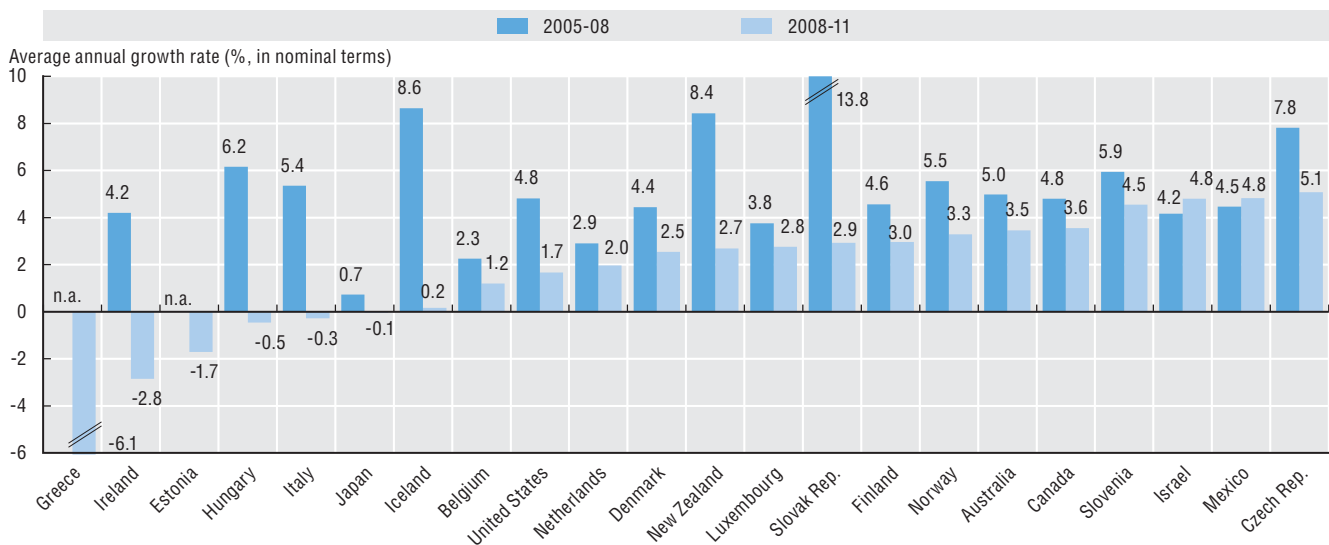
3.9.2. Remuneration of hospital nurses, USD PPP, 2011 (or nearest year)



1. Data refer to registered (“professional”) nurses in the United States, Australia and Canada (resulting in an over-estimation).  
 Source: OECD Health Statistics 2013, <http://dx.doi.org/10.1787/health-data-en>.  
 StatLink <http://dx.doi.org/10.1787/888932917161>

1. Data refer to registered (“professional”) nurses in the United States, Australia and Canada (resulting in an over-estimation).  
 Source: OECD Health Statistics 2013, <http://dx.doi.org/10.1787/health-data-en>.  
 StatLink <http://dx.doi.org/10.1787/888932917180>

3.9.3. Growth in the remuneration of hospital nurses, 2005-11 (or nearest year)



Source: OECD Health Statistics 2013, <http://dx.doi.org/10.1787/health-data-en>.

StatLink <http://dx.doi.org/10.1787/888932917199>