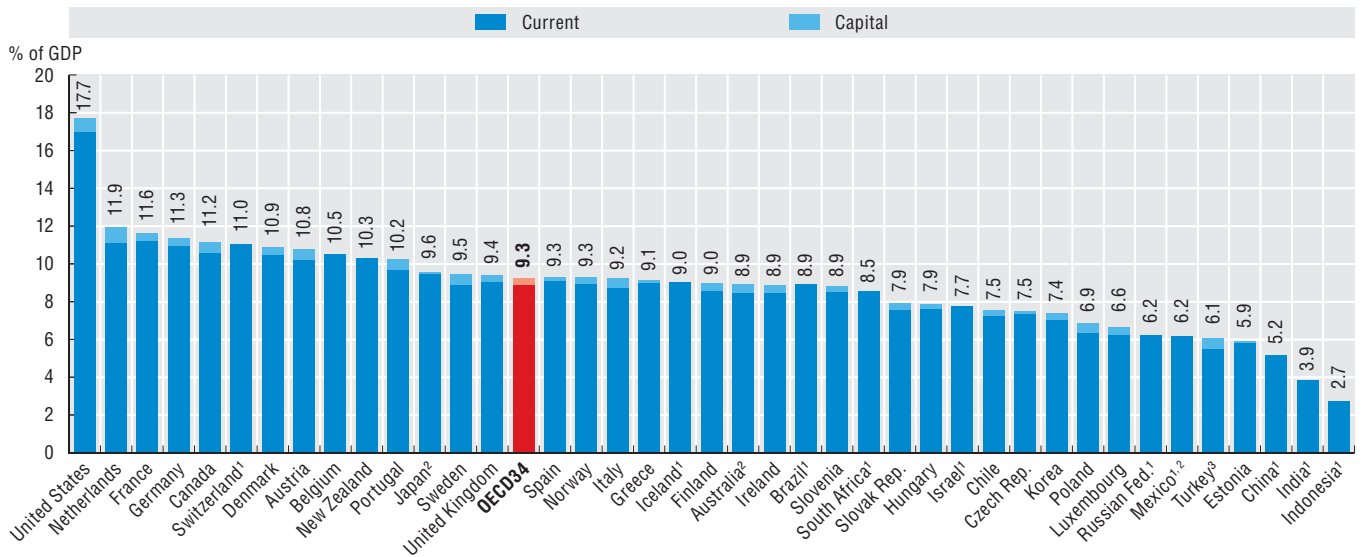


### 7.2.1. Health expenditure as a share of GDP, 2011 (or nearest year)

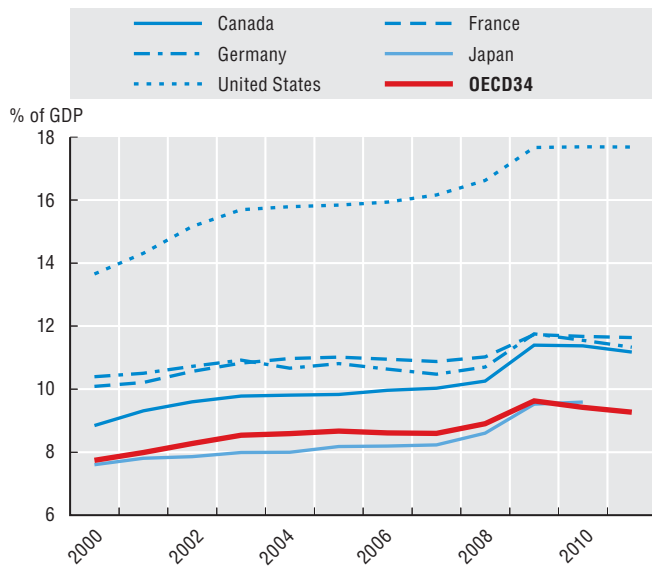


1. Total expenditure only.
2. Data refers to 2010.
3. Data refers to 2008.

Source: OECD Health Statistics 2013, <http://dx.doi.org/10.1787/health-data-en>; WHO Global Health Expenditure Database.

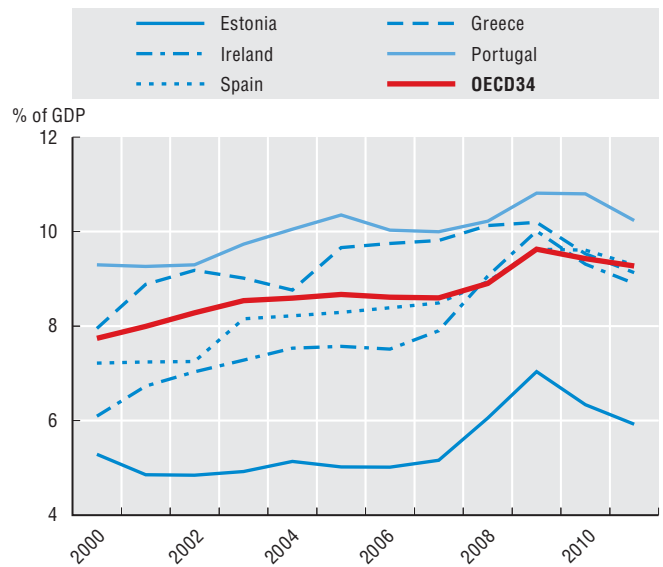
StatLink <http://dx.doi.org/10.1787/888932918871>

### 7.2.2. Health expenditure as a share of GDP, 2000-11, selected G7 countries



Source: OECD Health Statistics 2013, <http://dx.doi.org/10.1787/health-data-en>.  
StatLink <http://dx.doi.org/10.1787/888932918890>

### 7.2.3. Health expenditure as a share of GDP, 2000-11, selected European countries



Source: OECD Health Statistics 2013, <http://dx.doi.org/10.1787/health-data-en>.  
StatLink <http://dx.doi.org/10.1787/888932918909>