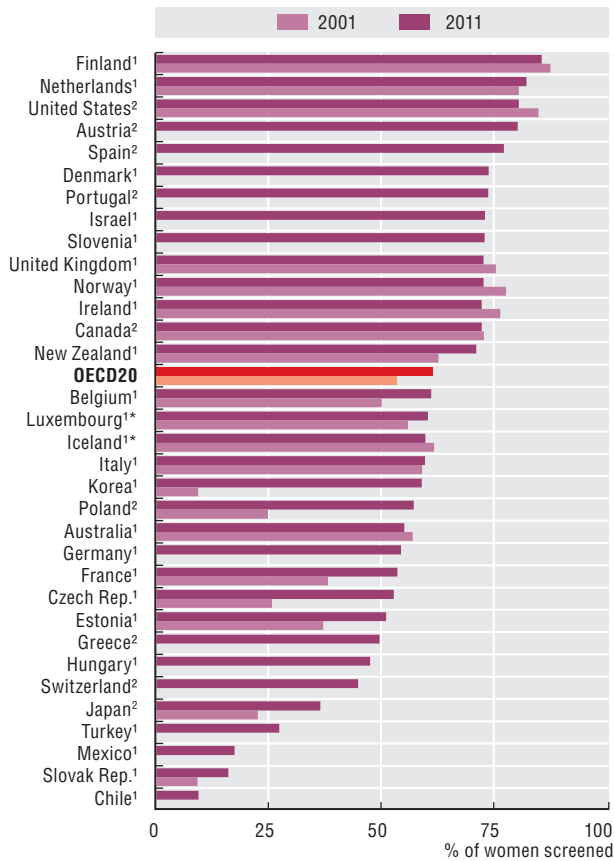


5.10. Screening, survival and mortality for breast cancer

5.10.1. Mammography screening in women aged 50- 69, 2001 to 2011 (or nearest year)



1. Programme.

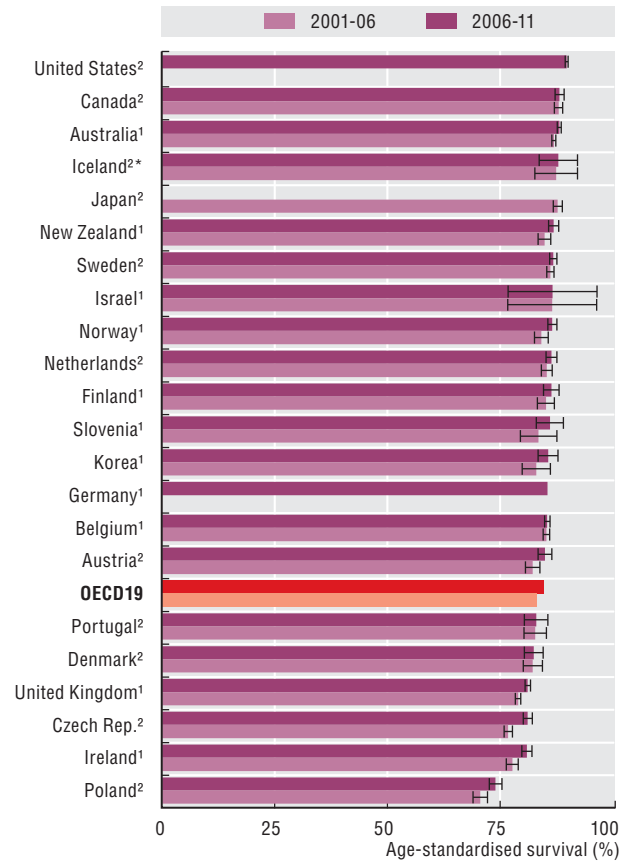
2. Survey.

\* Three-year average.

Source: OECD Health Statistics 2013, <http://dx.doi.org/10.1787/health-data-en>.

StatLink <http://dx.doi.org/10.1787/888932918206>

5.10.2. Breast cancer five-year relative survival, 2001-06 and 2006-11 (or nearest period)



Note: 95% confidence intervals represented by |—|.

1. Period analysis.

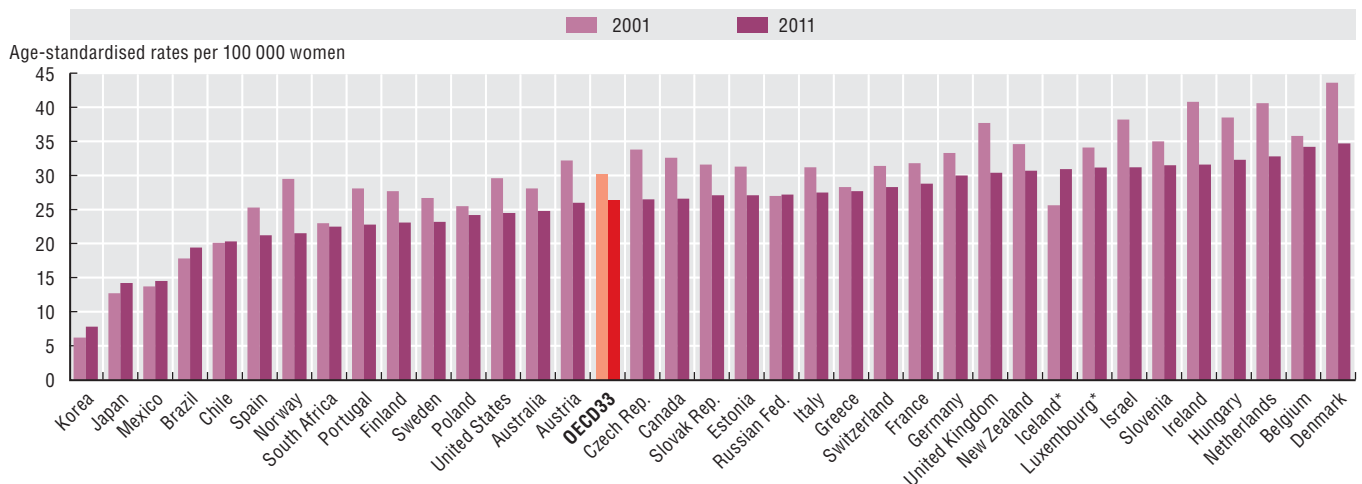
2. Cohort analysis.

\* Three-period average.

Source: OECD Health Statistics 2013, <http://dx.doi.org/10.1787/health-data-en>.

StatLink <http://dx.doi.org/10.1787/888932918225>

5.10.3. Breast cancer mortality in women, 2001 to 2011 (or nearest year)



\* Three-year average.

Source: OECD Health Statistics 2013, <http://dx.doi.org/10.1787/health-data-en>.

StatLink <http://dx.doi.org/10.1787/888932918244>