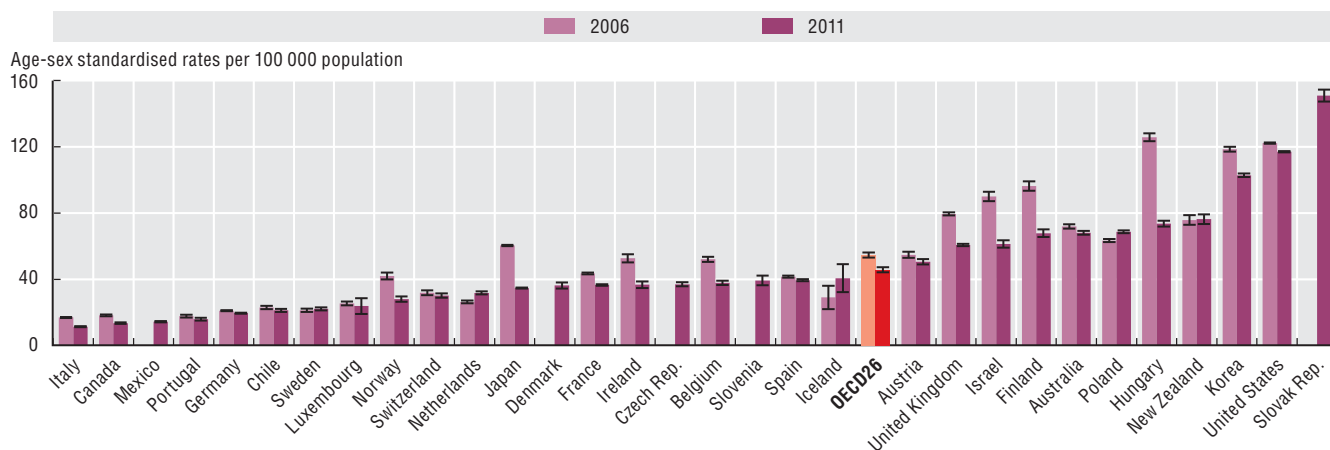


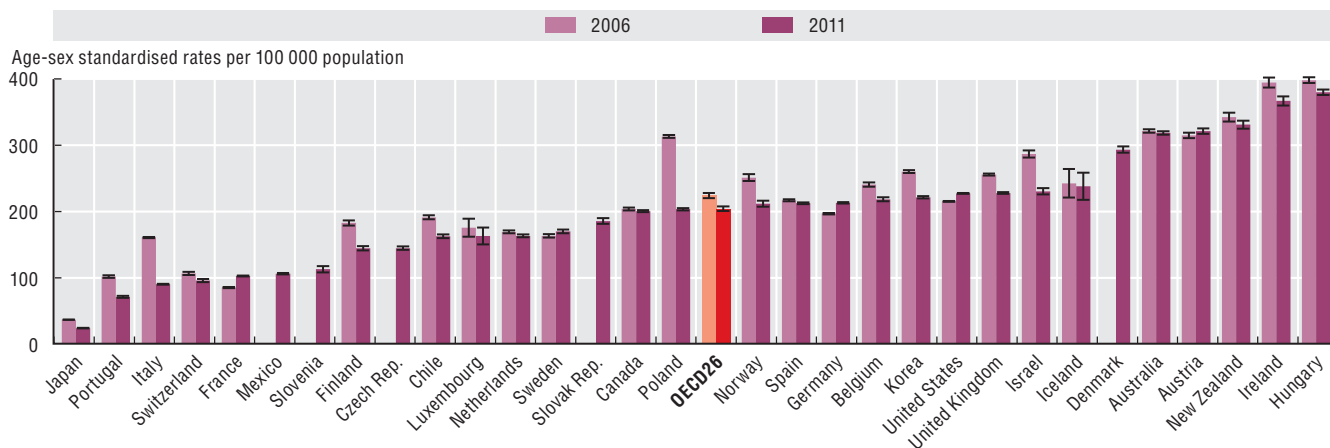
5.1.1. Asthma hospital admission in adults, 2006 and 2011 (or nearest year)



Note: 95% confidence intervals represented by |—|. Source: OECD Health Statistics 2013, <http://dx.doi.org/10.1787/health-data-en>.

StatLink <http://dx.doi.org/10.1787/888932917807>

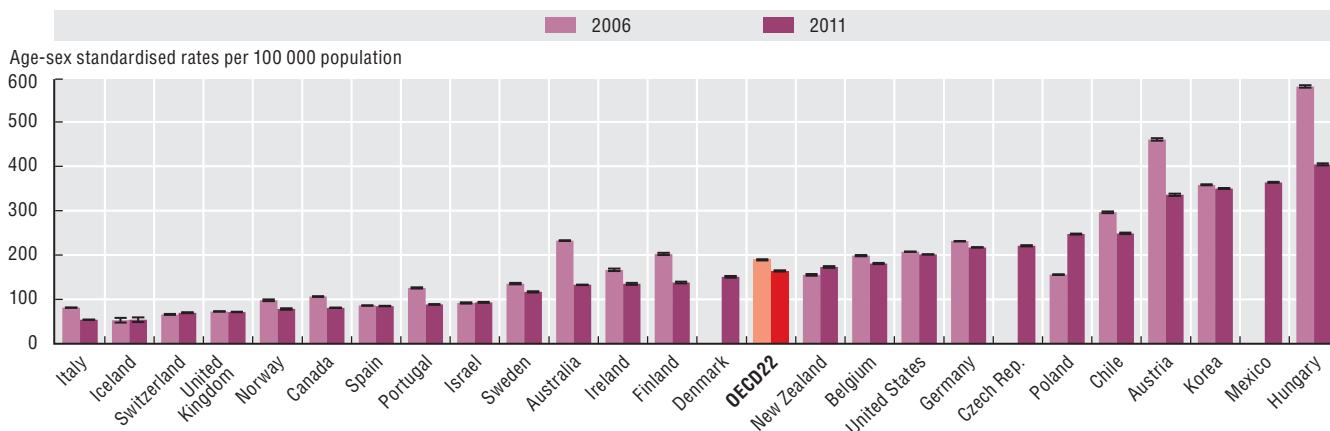
5.1.2. COPD hospital admission in adults, 2006 and 2011 (or nearest year)



Note: 95% confidence intervals represented by |—|. Source: OECD Health Statistics 2013, <http://dx.doi.org/10.1787/health-data-en>.

StatLink <http://dx.doi.org/10.1787/888932917826>

5.1.3. Diabetes hospital admission in adults, 2006 and 2011 (or nearest year)



Note: 95% confidence intervals represented by |—|. Source: OECD Health Statistics 2013, <http://dx.doi.org/10.1787/health-data-en>.

StatLink <http://dx.doi.org/10.1787/888932917845>