




TRANSPARENCY INTERNATIONAL ITALIA (TI-IT)  
ASSOCIAZIONE CONTRO LA CORRUZIONE





# BPI 2008 - Bribe Payer Index

## Indice della Propensione alla Corruzione

Table 1: 2008 Bribe Payers Index

Rank	Country/Territory	BPI 2008	Observations	Standard Deviation	Confidence Interval 95%	
					Lower Bound	Upper Bound
1	Belgium	8.8	252	2.00	8.5	9.0
1	Canada	8.8	264	1.80	8.5	9.0
3	Netherlands	8.7	255	1.98	8.4	8.9
3	Switzerland	8.7	256	1.98	8.4	8.9
5	Germany	8.6	513	2.14	8.4	8.8
5	United Kingdom	8.6	506	2.10	8.4	8.7
5	Japan	8.6	316	2.11	8.3	8.8
8	Australia	8.5	240	2.23	8.2	8.7
9	France	8.1	462	2.48	7.9	8.3
9	Singapore	8.1	243	2.60	7.8	8.4
9	United States	8.1	718	2.43	7.9	8.3
12	Spain	7.9	355	2.49	7.6	8.1
13	Hong Kong	7.6	288	2.67	7.3	7.9
14	South Africa	7.5	177	2.78	7.1	8.0
14	South Korea	7.5	231	2.79	7.1	7.8
14	Taiwan	7.5	287	2.76	7.1	7.8
17	Italy	7.4	421	2.89	7.1	7.7
17	Brazil	7.4	225	2.78	7.0	7.7
19	India	6.8	257	3.31	6.4	7.3
20	Mexico	6.6	123	2.97	6.1	7.2
21	China	6.5	634	3.35	6.2	6.8
22	Russia	5.9	114	3.66	5.2	6.6

Source: Transparency International 2008 *Bribe Payers Survey*

# BPI 2008



## Corruzione di pubblici ufficiali per settore

Table 2. Bribery to Public Officials by Sector

Industrial Sector	Observations	Score 2008	Standard Deviation	Confidence Interval 95%	
				Lower Bound	Upper Bound
Public works contracts & construction	477	5.2	3.29	4.9	5.5
Real estate & property development	402	5.7	3.08	5.4	6.0
Oil & gas	305	5.9	3.18	5.5	6.2
Heavy manufacturing	333	6.0	2.93	5.7	6.3
Mining	117	6.0	3.13	5.4	6.5
Pharmaceutical & medical care	376	6.2	3.16	5.9	6.5
Utilities	639	6.3	3.06	6.1	6.6
Civilian aerospace	109	6.4	3.13	5.8	7.0
Power generation & transmission	274	6.4	3.03	6.0	6.7
Forestry	99	6.5	3.19	5.8	7.1
Telecommunications & equipment	836	6.6	2.74	6.4	6.8
Transportation & storage	941	6.6	2.91	6.4	6.7
Arms and defence	99	6.7	3.31	6.0	7.3
Hotels, Restaurant & Leisure	446	6.7	2.85	6.4	7.0
Agriculture	348	6.9	2.91	6.6	7.2
Light manufacturing	644	6.9	2.69	6.7	7.1
Information technology (computers & software)	697	7.0	2.75	6.8	7.2
Fisheries	92	7.1	3.07	6.4	7.7
Banking & finance	1325	7.1	2.77	7.0	7.3

Source: Transparency International 2008 *Bribe Payers Survey*



# BPI 2008

## State capture per settore

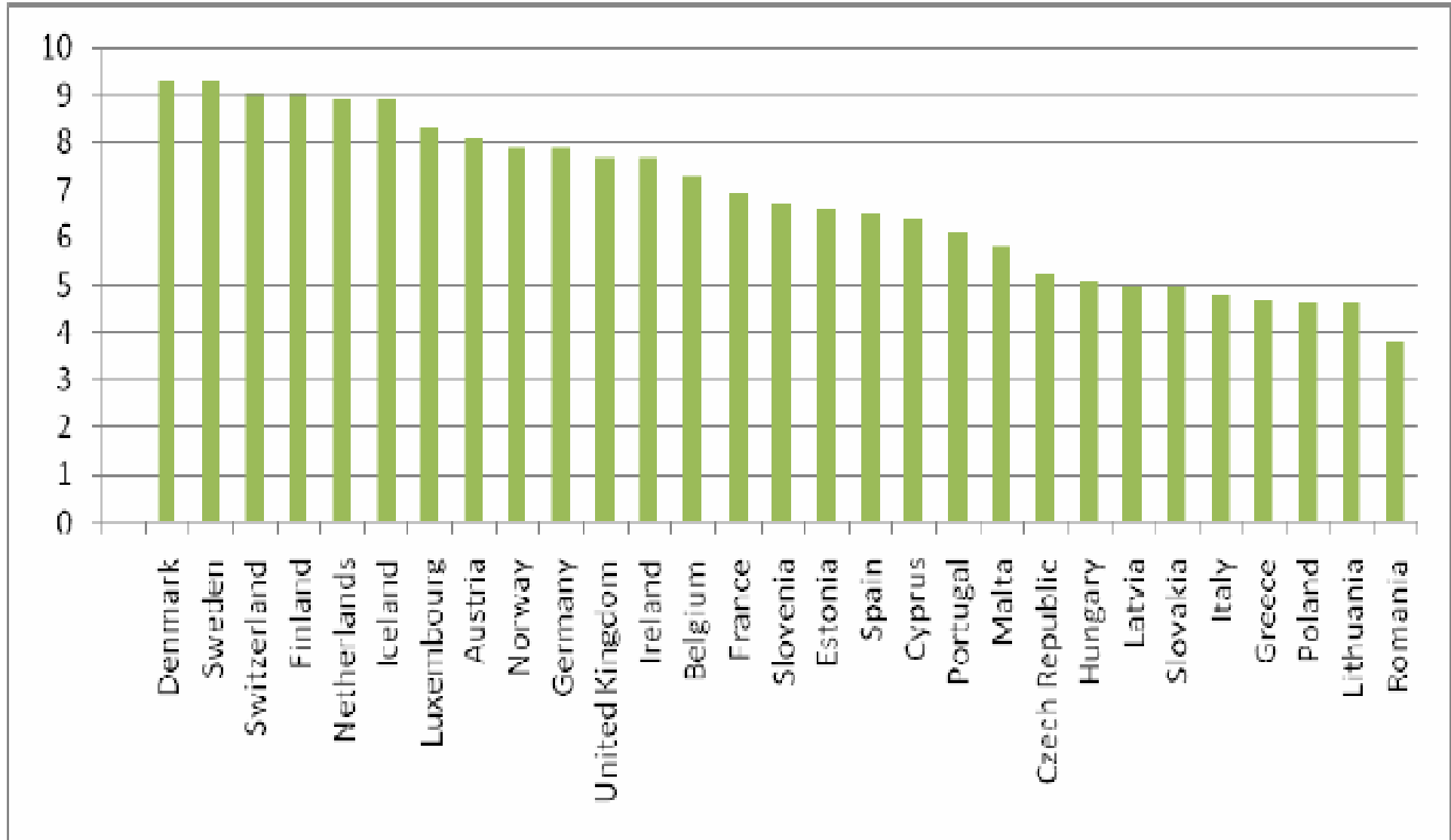
**Table 3. State Capture by Sector**

Industrial Sector	Observations	Score 2008	Standard Deviation	Confidence Interval 95%	
				Lower Bound	Upper Bound
Public works contracts & construction	447	5.6	3.23	5.3	5.9
Oil & gas	296	5.7	3.15	5.3	6.0
Mining	112	5.8	3.35	5.2	6.5
Real estate & property development	393	5.9	3.10	5.6	6.2
Heavy manufacturing	323	6.1	3.01	5.8	6.5
Pharmaceutical & medical care	368	6.2	3.15	5.9	6.5
Civilian aerospace	105	6.3	2.92	5.7	6.9
Arms and defence	92	6.4	3.21	5.8	7.1
Power generation & transmission	272	6.5	3.01	6.1	6.8
Telecommunications & equipment	811	6.5	2.87	6.3	6.7
Utilities	599	6.5	3.07	6.3	6.8
Banking & finance	1298	6.6	2.95	6.5	6.8
Forestry	93	6.7	3.17	6.1	7.4
Transportation & storage	889	6.7	2.83	6.5	6.9
Hotels, Restaurant & Leisure	425	7.0	2.75	6.7	7.3
Information technology (computers & software)	666	7.0	2.78	6.8	7.2
Agriculture	324	7.1	2.81	6.8	7.4
Fisheries	89	7.1	2.87	6.5	7.7
Light manufacturing	598	7.2	2.75	7.0	7.4

Source: Transparency International 2008 *Bribe Payers Survey*

# CPI 2008 – Zona UE

## Indice della Percezione della Corruzione

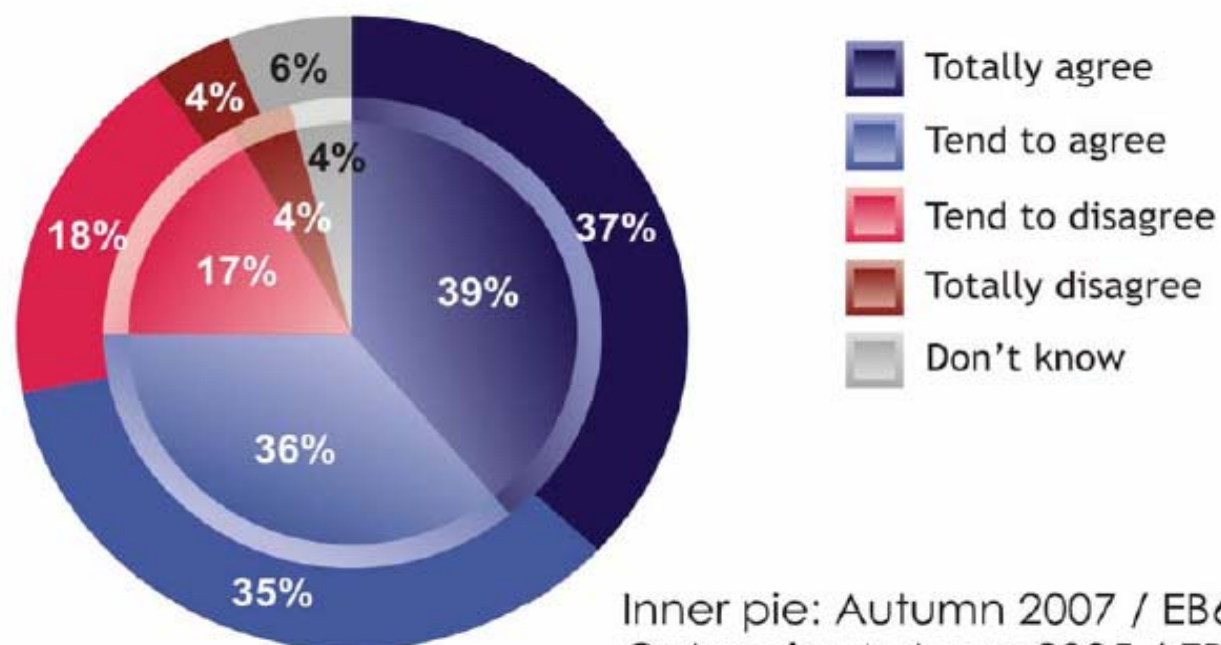




# La corruzione rappresenta un importante problema nazionale?

Question: QB1.1. For each of the following statements, could you please tell me whether you totally agree, tend to agree, tend to disagree or totally disagree with it.

Option: Corruption is a major problem in (OUR COUNTRY)

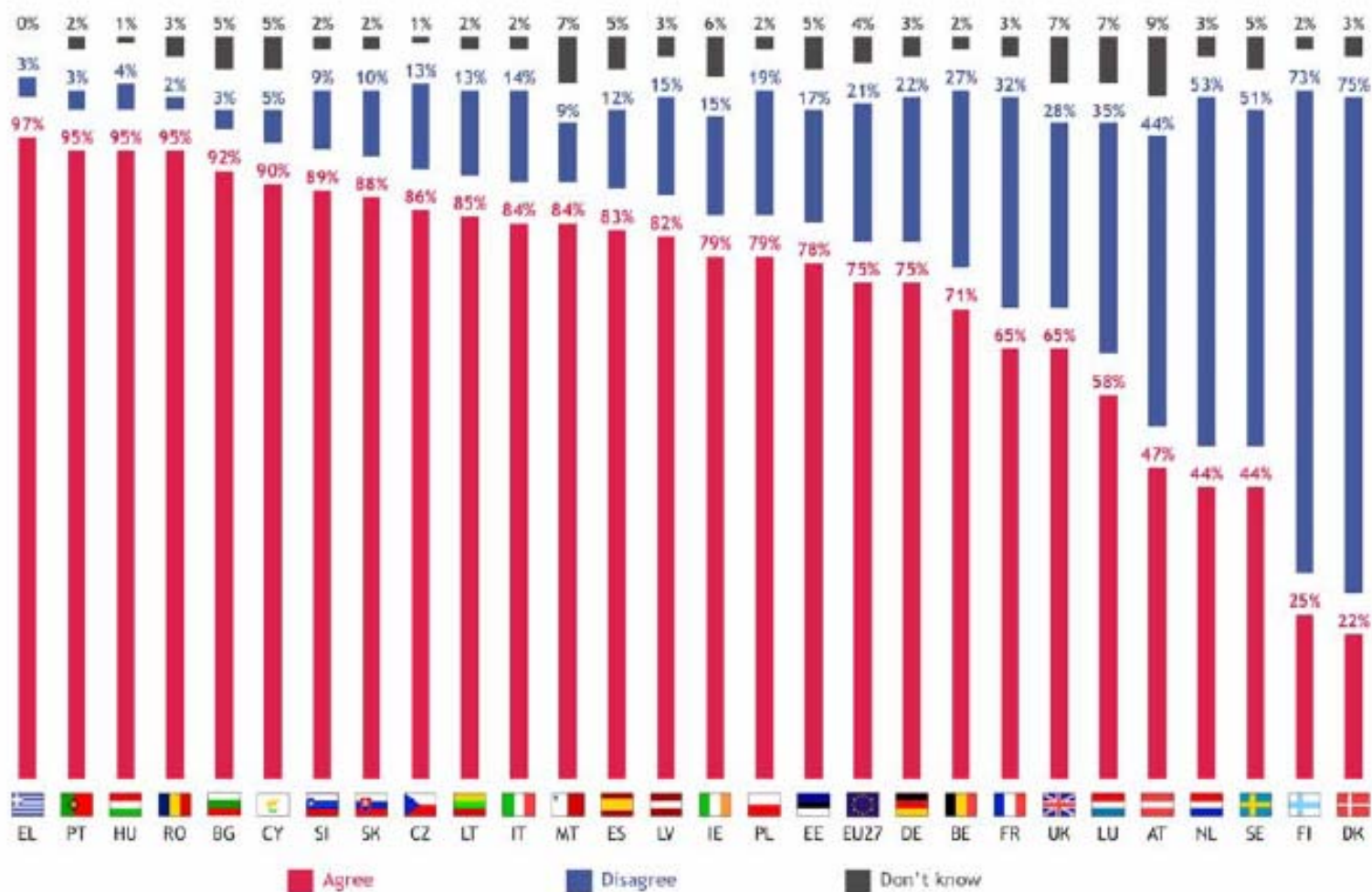


Inner pie: Autumn 2007 / EB68  
Outer pie: Autumn 2005 / EB64



Question: QB1.1. For each of the following statements, could you please tell me whether you totally agree, tend to agree, tend to disagree or totally disagree with it.

Option: Corruption is a major problem in (OUR COUNTRY)



# Differenze della percezione della corruzione nelle istituzioni locali, regionali e nazionali tra il 2005 e 2007

	There is corruption in (OUR COUNTRY's) ...								
	local institutions			regional institutions			national institutions		
	2007	2005	Diff.	2007	2005	Diff.	2007	2005	Diff.
BE	75%	76%	-1%	77%	79%	-2%	77%	80%	-3%
CZ	87%	87%	0%	90%	88%	2%	93%	93%	0%
DK	21%	25%	-4%	22%	25%	-3%	26%	30%	-4%
DE	73%	78%	-5%	72%	79%	-7%	77%	81%	-4%
EE	71%	75%	-4%	70%	71%	-1%	75%	81%	-6%
EL	95%	95%	0%	93%	95%	-2%	94%	94%	0%
ES	83%	74%	9%	79%	73%	6%	78%	74%	4%
FR	64%	71%	-7%	65%	73%	-8%	76%	81%	-5%
IE	72%	75%	-3%	71%	73%	-2%	75%	79%	-4%
IT	90%	81%	9%	88%	81%	7%	88%	84%	4%
CY	81%	85%	-4%	79%	83%	-4%	76%	83%	-7%
LV	85%	86%	-1%	80%	83%	-3%	88%	88%	0%
LT	86%	90%	-4%	84%	86%	-2%	91%	92%	-1%
LU	61%	62%	-1%	55%	59%	-4%	64%	66%	-2%
HU	89%	86%	3%	89%	86%	3%	89%	85%	4%
MT	71%	80%	-9%	57%	70%	-13%	66%	77%	-11%
NL	44%	52%	-8%	38%	52%	-14%	44%	56%	-12%
AT	53%	51%	2%	53%	51%	2%	58%	52%	6%
PL	80%	90%	-10%	77%	88%	-11%	83%	91%	-8%
PT	92%	89%	3%	90%	87%	3%	92%	91%	1%
SI	80%	82%	-2%	79%	83%	-4%	90%	89%	1%
SK	85%	87%	-2%	83%	87%	-4%	91%	92%	-1%
FI	33%	37%	-4%	30%	35%	-5%	36%	40%	-4%
SE	57%	64%	-7%	55%	63%	-8%	60%	66%	-6%
UK	63%	65%	-2%	62%	64%	-2%	67%	68%	-1%





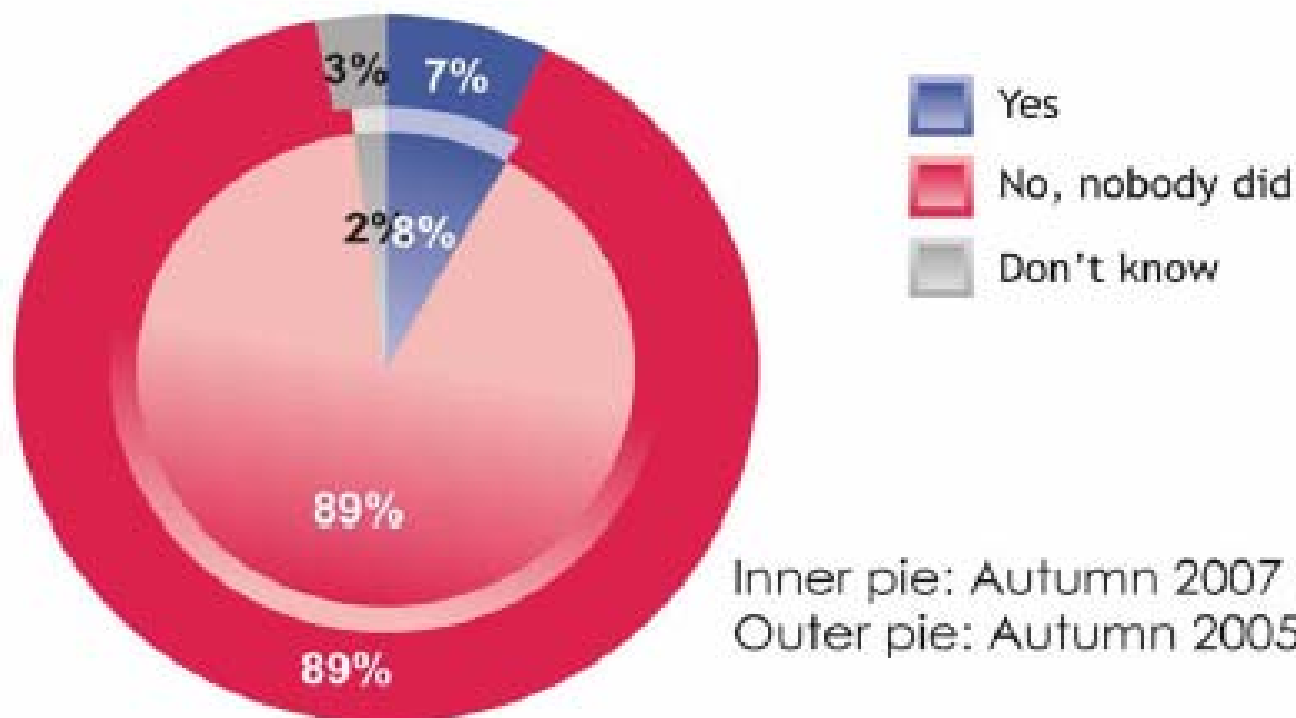
In (OUR COUNTRY), do you think that the giving and taking of bribes, and the abuse of positions of power for personal gain, are widespread among any of the following?

	Politicians at national level	Officials awarding public tenders	Officials issuing buildings permits	Politicians at regional level	Politicians at local level	Inspectors (health, construction, food quality, sanitary control and licensing)	The people working in the police service	The people working in the customs service	Officials issuing business permits	The people working in the judicial services	People working in the public health sector	People working in the public education sector
EU27	46%	43%	42%	37%	37%	32%	31%	30%	29%	27%	26%	13%
EU15	46%	42%	43%	37%	37%	30%	25%	25%	28%	22%	18%	11%
NMS12	49%	46%	40%	37%	39%	40%	52%	46%	31%	45%	54%	18%
BE	45%	49%	51%	41%	42%	41%	29%	34%	35%	27%	12%	11%
BG	52%	34%	40%	36%	37%	31%	61%	63%	39%	64%	48%	24%
CZ	60%	66%	45%	46%	45%	42%	61%	41%	25%	45%	28%	15%
DK	23%	24%	28%	21%	27%	27%	18%	14%	12%	12%	13%	10%
DE	43%	54%	53%	37%	35%	38%	16%	18%	37%	16%	14%	6%
EE	43%	40%	47%	33%	38%	21%	38%	36%	35%	24%	20%	11%
EL	60%	53%	61%	49%	48%	60%	77%	66%	45%	72%	85%	36%
ES	36%	20%	44%	33%	39%	25%	19%	20%	26%	17%	8%	8%
FR	60%	49%	42%	41%	35%	28%	35%	32%	20%	23%	17%	10%
IE	63%	31%	40%	47%	39%	19%	31%	17%	25%	15%	15%	8%
IT	56%	48%	42%	48%	49%	30%	22%	33%	29%	30%	26%	20%
CY	44%	60%	57%	40%	41%	47%	65%	61%	46%	46%	56%	27%
LV	55%	34%	42%	26%	30%	36%	56%	57%	31%	52%	49%	19%
LT	49%	40%	50%	37%	46%	45%	67%	52%	29%	60%	60%	18%
LU	42%	42%	57%	34%	37%	39%	47%	38%	34%	37%	22%	20%
HU	48%	48%	46%	40%	41%	49%	47%	33%	44%	34%	50%	15%
MT	41%	42%	61%	27%	34%	29%	43%	49%	40%	46%	24%	22%
NL	19%	47%	54%	19%	24%	32%	25%	26%	32%	17%	12%	7%
AT	30%	39%	36%	31%	30%	29%	32%	26%	30%	17%	14%	10%
PL	43%	40%	30%	27%	29%	35%	37%	34%	23%	31%	58%	10%
PT	51%	39%	43%	39%	40%	35%	43%	36%	31%	37%	26%	21%
RO	55%	51%	48%	47%	52%	47%	68%	68%	40%	61%	65%	33%
SI	53%	53%	50%	36%	42%	54%	50%	44%	39%	52%	52%	21%
SK	55%	42%	37%	41%	36%	39%	61%	40%	24%	65%	50%	21%
FI	27%	29%	28%	16%	23%	10%	7%	11%	12%	8%	4%	2%
SE	36%	40%	40%	31%	35%	36%	27%	25%	27%	18%	10%	8%
UK	44%	28%	27%	32%	30%	15%	21%	17%	22%	14%	13%	9%



# Negli ultimi 12 mesi è capitato che qualcuno ti chiedesse una tangente in cambio di un suo servizio?

Question: QB3. Over the last 12 months, has anyone in (OUR COUNTRY) asked you, or expected you, to pay a bribe for his or her services?

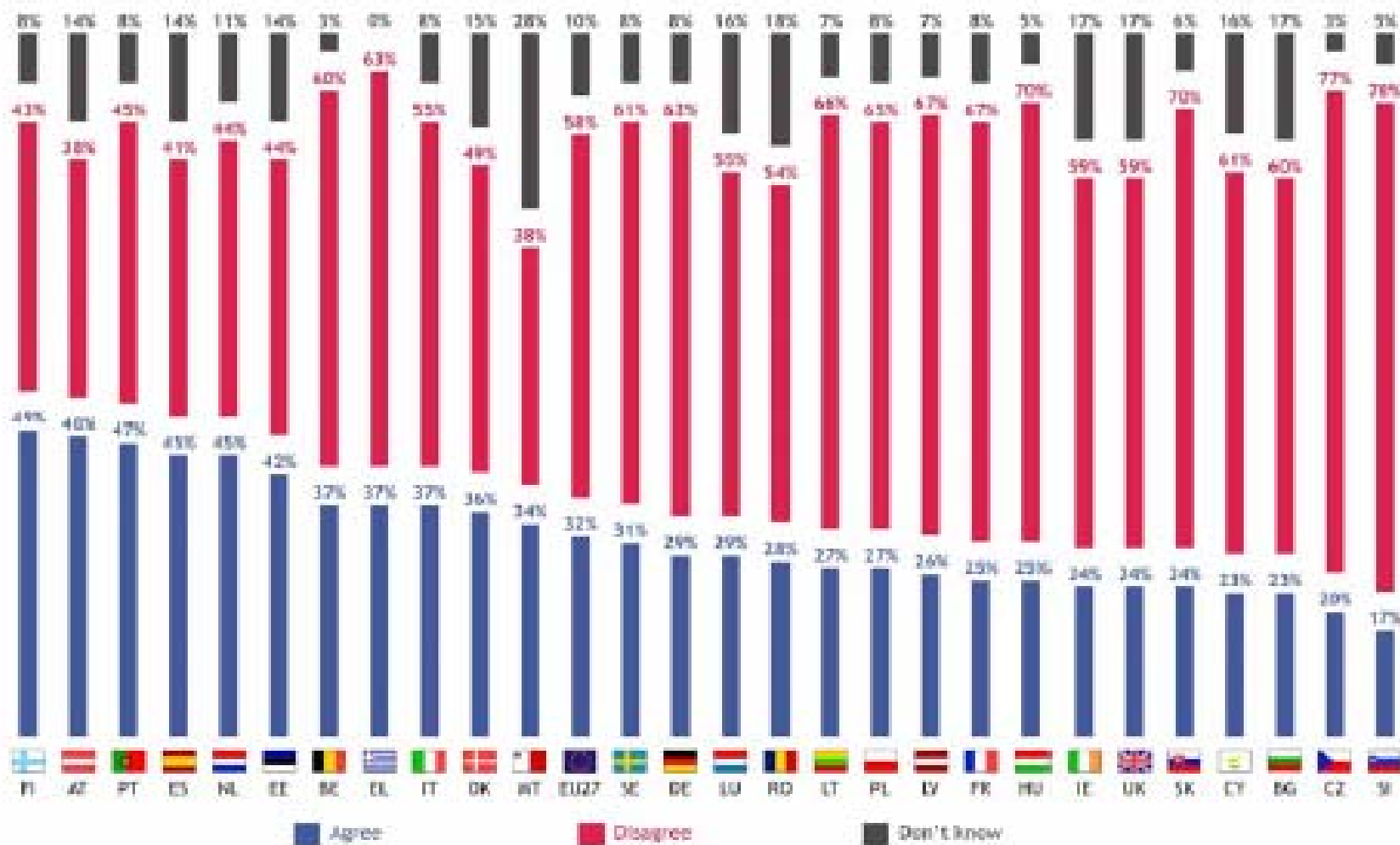


Inner pie: Autumn 2007 / EB68  
Outer pie: Autumn 2005 / EB64

# Procedimenti giudiziari e corruzione



Option: There are enough successful prosecutions in (OUR COUNTRY) to deter people from giving or receiving bribes.



# Corruzione e criminalità organizzata

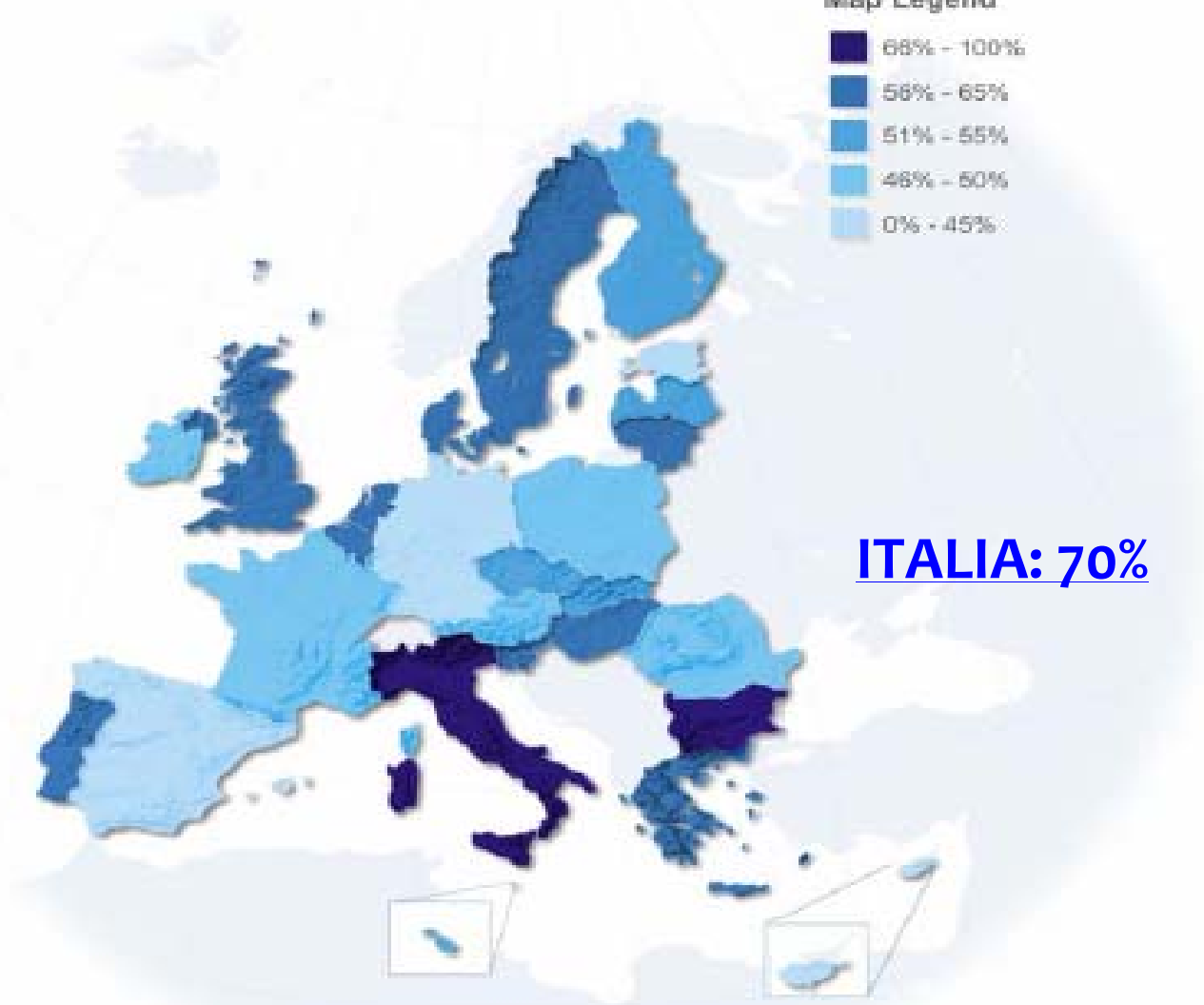


	IT	70%
	BG	66%
	SI	65%
	UK	64%
	HU	62%
	EL	61%
	NL	61%
	SE	60%
	LT	60%
	BE	59%
	DK	58%
	PT	58%
	EU	58%
	CZ	54%
	SK	54%
	FI	51%
	LV	51%
	MT	51%
	FR	50%
	PL	48%
	RO	48%
	LU	47%
	IE	46%
	AT	46%
	DE	44%
	ES	41%
	CY	38%
	EE	37%

Question: Q54. To what extent do you agree or disagree with the following statement: In (YOUR COUNTRY) most corruption is caused by organised crime?

Answers: Agree

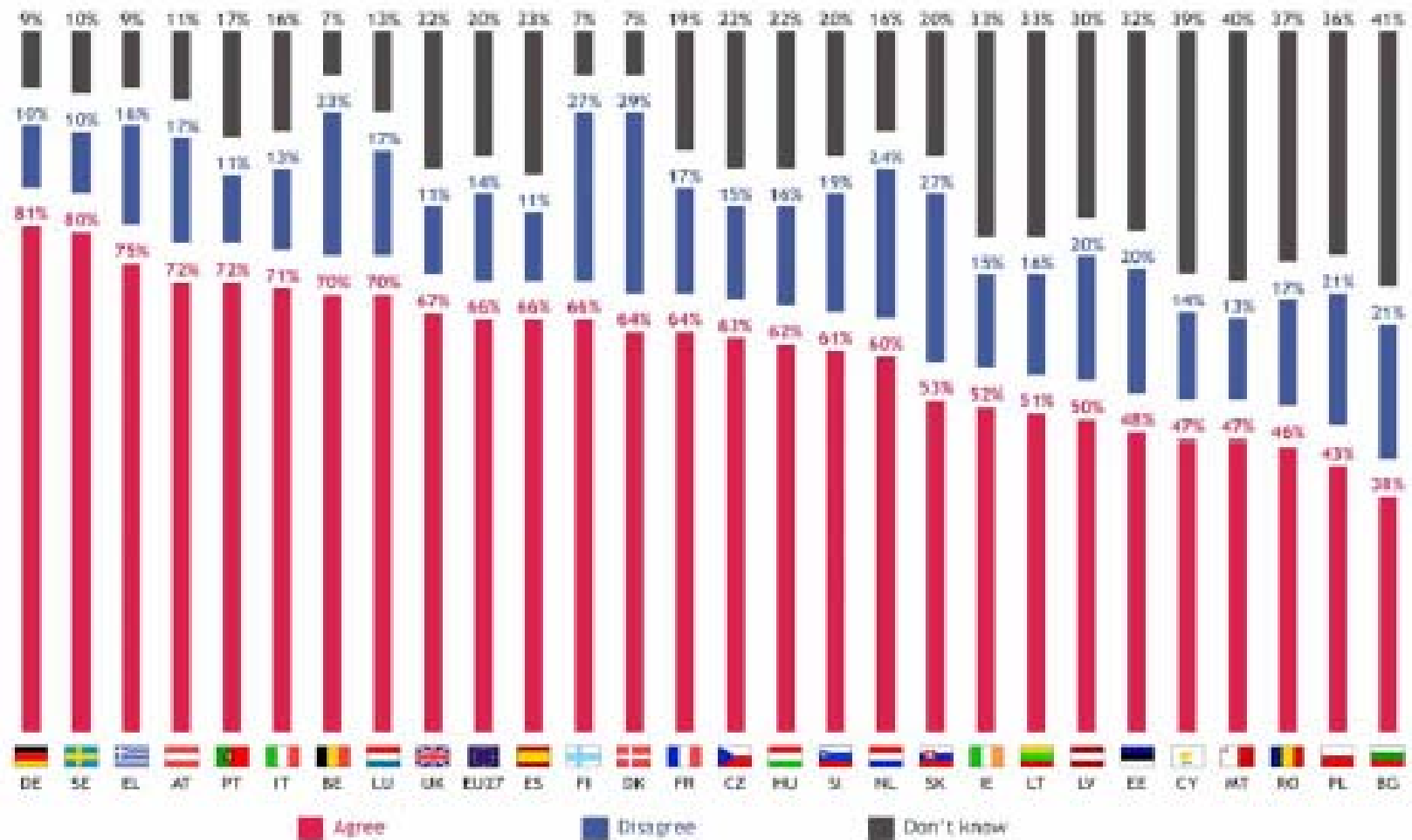
## Map Legend



# CORRUZIONE NELL'EU



Option: There is corruption within the institutions of the European Union





# RESPONSABILITA' DELLA LOTTA ALLA CORRUZIONE

QB5 Do you think that preventing and fighting corruption is the responsibility of...? (ROTATE - MULTIPLE ANSWERS POSSIBLE)

